

THE ULTIMAX XTREME

END-FED ANTENNA COVERING 1.0-54Mhz

Thank you for the purchase of the NEW DXtreme series antenna follow the very simple installation instructions for better results.

PLUG & PLAY INSTALLATION

The DXtreme plug & play system is easy to install. The DXtreme can be install pretty much in all fashions available by following certain important installation points for proper results.

The most prefer installation mode is the Sloped fashion where the transformer box is at the lowest point and the wire goes out to the highest point available. Keeping the box at 6' feet off the ground would be recommended if grounding or the use of the optional counterpoise is desire., use either of the two grounding or counterpoise NOT both, use only stranded 12 AWG wire for grounding NOT BARE or SOLID WIRE.

COMMON INSTALLATION:

1- Install the transformer by using the screw holes located on the sides of the box, if you're grounding the box or using the optional counterpoise set keep the box at a high of 6'ft. off the ground.

2-Make sure to keep the enclosure straight to keep the weep holes pointing straight down to avoid any water to enter unit.

3- Either ground the box to a designated ground rod (not use for nothing else) using stranded 12-14 Gauge wire or use the optional counterpoise set, please don't use both at the same time either one or the other.

4- Use ony high quality coax 35'ft. minimum , no coax chokes recommended, use a line isolator instead for better isolation.

5- Pass the wire thru the eye loop as on the example, use the included zip tie to hold the wire from been pull, DO NOT loop the wire around eye loop or it self keep it just like the example.

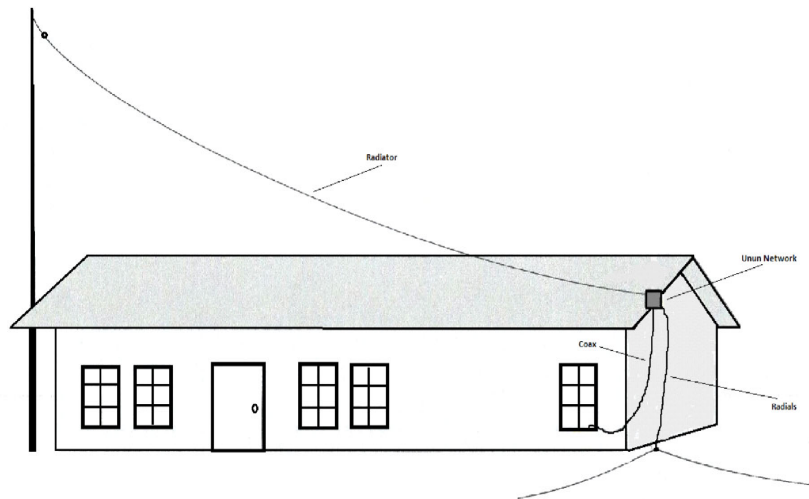
6- Raise the end of the wire to the highest point available, leave it some slack it for wind movement and keep it away from tree branches or any structures specially metal.

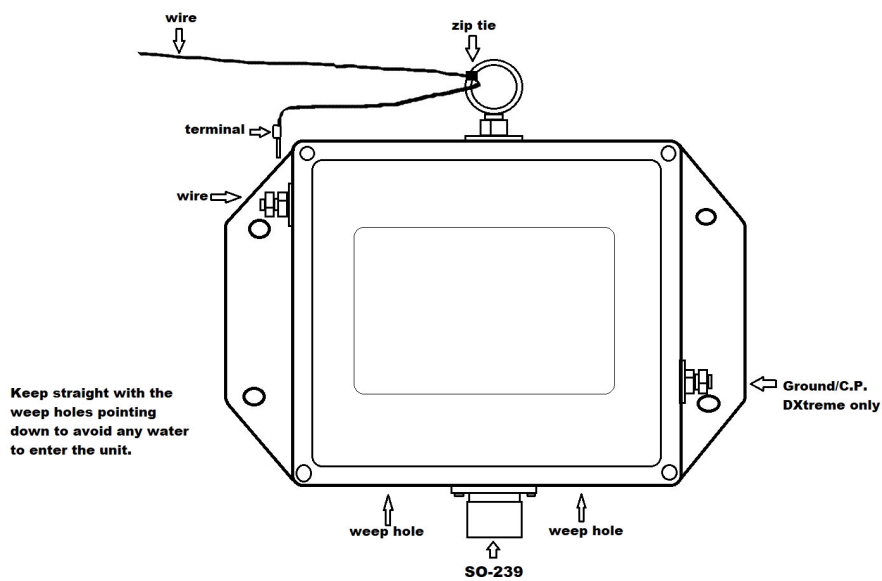
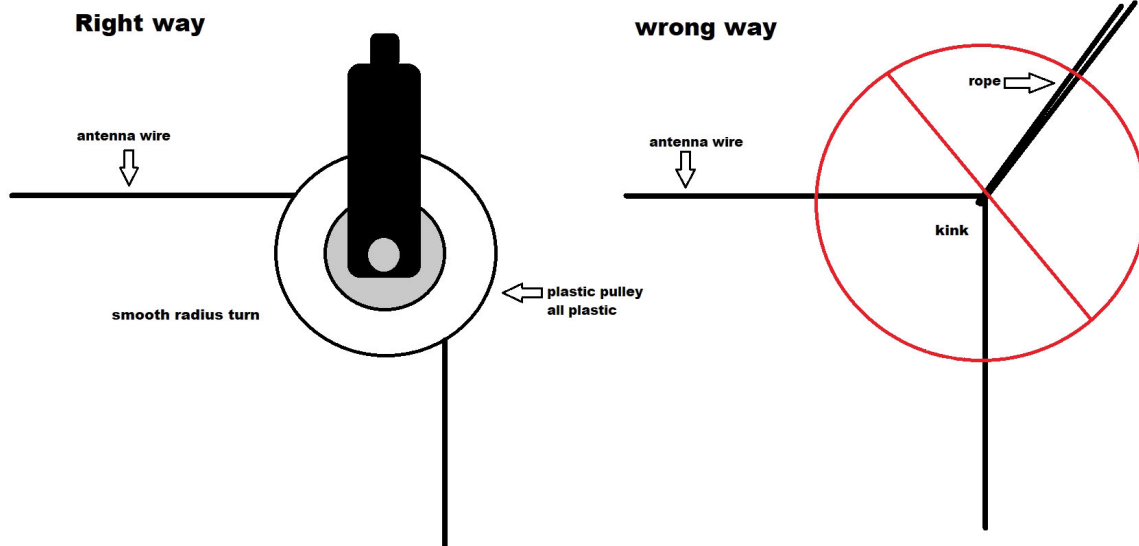
7- If you decided to install as an inverted L or the installation calls for any turns to be made , make sure that the turn point has either a insulator or a plastic pulley so to keep the radius of the wire intact, if the wire makes a sharp turn or it kinks the antenna will see it as the end of the wire and it'll not perform correctly.

8- The use of a line isolator at the point before it connects to your station is recommended to keep any common mode at bay.

9- Please use common sense at the moment of installation, keep the wire away from any electrical wiring and follow instructions correctly to insured proper performance.

ULTIMAX ANTENNAS EXAMPLE
INSTALLATION LAY-OUT





Thank you again for purchasing the DXtreme Antenna. For Customer Support please go to www.ultimaxantennas.com

Important note: opening the transformer box will void all guaranteed.